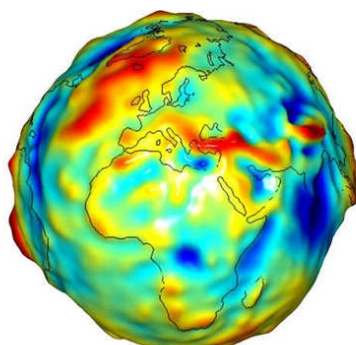




Worried about doomsday ? Read the most basic survival guide





A basic guide to surviving

**This Survival Guide
is valid for
a sudden and extreme
global natural disaster**



This event would include earthquakes, tidalwaves, tsunamis, volcanic eruptions, winds, storms, hail, hurricanes, tornadoes, shifting of the continental plates, extreme tidal forces, shifting of earth axis, wobbling of earth's water and oceans, forming of new land and mountains and a loss of land to new global sealevels.



A basic guide to surviving



This survival guide is valid for every child, man or woman on planet earth.

It does not matter how poor or rich you are, you can start putting this pack together now from things you already have and things that are in your homes.

It is good to have a plan.

Having a backpack and map ready is the very least you can do to survive.

People around the world are confused about all the theories about polar shifting, climate change, UFO's, world order conspiracies, incoming planets and so on.

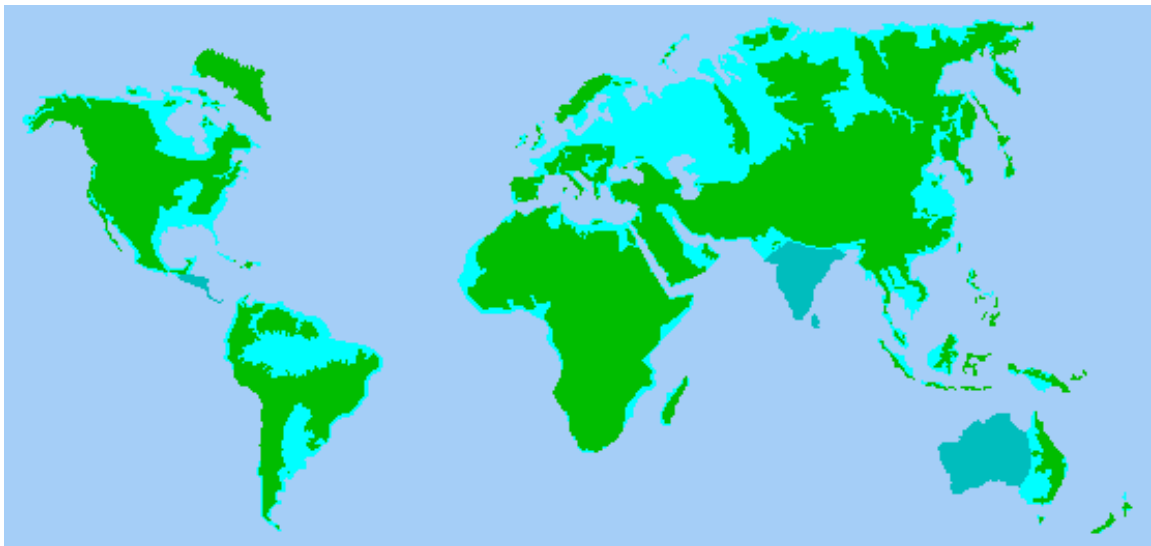
If you are scared and confused, I do not blame you, the world is in a mess, but whether the Mayan calender is real, or whether a polar shift will cause global catastrophe, or whether UFO's are real and aliens exist, whether the melting of the ice will happen faster and meaner than thought, whether their will be a nuclear war

Is not the issue, this is a basic survival guide that each human should have anyway.

Global Sealevel before the Big Melt 2009




Projected Global Sealevel changes during the Big Melt



Global Sealevel after the Big Melt





We live on a water planet, when large bodies of water moves, there will be extreme danger, damage and death.





This survival guide is for the worst case scenario, whatever that may be.

In the event of a doomsday event there will be some warning and some time to prepare or escape.

That time could be a month, one week, a day or less.



This survival guide is valid for an event where you have to escape immediately in order to survive.

Way down South here in South Africa, we have a saying, “Maak `n plan”, this means to make a plan.

There are many epic disasters that could strike the planet, and you and I, the ordinary people, might as well have a plan, because I can assure you that governments and their workers, will be looking out to save themselves and their loved ones.

This survival guide is for the person who has to rely on their own wit, intelligence and forethought to survive a very dangerous situation.

We will take you through several steps, where we will make you think about where you live and what you would have to do to maximize your chance of surviving a doomsday event.



Who is in the most danger ?

- people living near the coast
- people living within 100–150 km's near the ocean
- people living on islands
- people living near large rivers or dams
- people living in earthquake zones
- people living near volcanoes
- people living on/near mines
- people living near nuclear power plants
- people living near toxic waste disposal sites
- people living in dense cities

In order to have a survival plan,
you have to know where you are.

View a map of your neighbourhood or area /
state /province / city that you live in.

Look at the general surroundings you are in and
what dangers there are in your area.

For instance, living close to a nuclear power
plant would be considered a highly dangerous
area to live in, also any area within 20 km from
the ocean would be considered highly dangerous.



What will you need ?

You will have very little time to set your survival plan into motion.

You're going to have to move fast and past obstacles.
You must only carry a backpack.
Your hands must be free.

Dress in sturdy clothing and shoes, clothing of natural fibres, jeans, t-shirts, running shoes.
Raincoat/warm jersey/ jacket
(plastic clothing melts into skin/fire/volcanoe/ gas/)

Map with clearly marked escape routes/data
Take sunglasses/goggles
underpants/socks/toothbrush/bar of soap/roll of toiletpaper/painkillers /surgical alcohol/dettol
uv salve/tampax/plaster
candles/matches/plastic bags–ziplock
1 litre bottle of water/concentrated food
several spare AA batteries
pocketknife/masking tape/rope
Ziplock everything into different plastic bags.

Ziplock is a plastic food wrapping envelope that has a sealable end.

Have it ready, put backpack on and run !



You and the backpack

**You can prepare the backpack in advance.
The backpack becomes your survival pack.
You will have to carry it.
So limit the weight to your fitness and ability.**

A big strong man can take extra survival tools in his backpack, but every one else should stick to the basic survival backpack we recommend.

Adding one or two light or small sentimental items depends on the individual, do not let the weight of your backpack exhaust you, keep it light if you want to live.

Families

You can prepare a back pack for each member of the family according to their size and ability.

**Parents will have to carry heavier backpacks.
Parents with babies will have to carry their babies in a stomach pouch.**

Packing the backpack and your map.

Groups should discuss the map and escape routes.



People of Cape Town



You have two serious threats to deal with.

- 1. Flooding and immense waves**
- 2. Koeberg Nuclear Power Plant**

The Cape Flats will be flooded.

To what degree and how fast this flooding will take place is unknown.

In a doomsday scenario, massive waves will roll across the Peninsula from False Bay side and from the West Coast side.

Damage to Koeberg Nuclear Plant is most likely in a doomsday scenario.

People of Cape Town are urged to leave and move Northwards and inland, 120–150 km's away from the coast.

Flooding will start occurring within this decade, and then suddenly increase, in a doomsday scenario, it could happen much quicker.

Cape Town 2009 before the BIG MELT



Cape Town 20** after the BIG MELT



rough artistic impression—not scientific

